



*Established 1989*





*The Story*

The thought process from the beginning was to create a product line of outdoor furnishings with originality of design. Furnishings to be durable enough to withstand the rigors of nature while withstanding the test of time. Original designs have been Anacara’s Trademark for over 28 years. Our Bio-Comfort™ cushion is king among its peers adding to the long lasting quality and beauty of our furniture. May your enjoyment of our products create your desired lifestyle for many years to come.

*Salvatore Carrara*, Owner

*index*

**Apollo**..... 2

**Ariel**.....4

**Atlantis**  
    *Mocha*.....6  
    *Parchment*.....8  
    *Dining*.....12  
    *Chaises*..... 15

**Bolton**.....16

**Carlyslle**  
    *Mink*.....18  
    *Sectional*..... 20  
    *Dune*..... 22  
    *Chaises*.....25  
    *Dining*.....26

**Compass**.....28

**Deco**.....32

**Delano**.....34

**Encore**.....36

**Loft**.....38

**Manhattan**  
    *Cane*.....40  
    *Conversation*.....42

**Manhattan**  
**Contour 5PC**.....44

**Manhattan Dining**  
    *Madison and Parsons*..... 48

**Mariner**  
    *Driftwood*.....50  
    *Antique Bark*.....54  
    *Dining*.....56

**Hunt Dining Series** .....58

**Santa Fe** .....60

**South Beach Chestnut**..... 62

**Prima**.....64

**Chaises**.....66

**Cafe / Contract / Hospitality**..... 68

**Features and Benefits**.....70

**Accents**.....70

**Fabrics**.....72


**Weaves**..... 74



Woven textiline over aluminum frame, stocked in taupe. Occasional pieces feature our signature rainwater tempered glass. All pieces sit on a satin finish aluminum base. Cushions can be ordered in TEXTILINE or any of our 2000 plus fabric offerings.

The Paris dining chair (lower right) features the same taupe textiline with a quick dry cushion.

apollo



2



2801  
Lounge Chair  
31"W x 35"D x 34"H  
Arm height 25.75"



2802  
Ottoman  
28"W x 21"D x 15"H



2806  
Sofa  
84"W x 35"D x 34"H  
Arm height 25.75"



2812  
Coffee Table  
36"SQ x 20.5"H



2813  
End Table  
24"SQ x 22.25"H



2904  
Paris Chair  
23.5"W x 21"D x 33"H  
Arm height 25"  
Seat height 18.5"

3





From 50s to fabulous. The retro design of our Ariel Collection suits today's urban lifestyle. The lightness of frame with the tapered aluminum legs are complimented with our PEBBLE weave.

ariel



Legs require assembly



2601  
Lounge Chair  
35.5"W x 31"D x 35"H  
Arm height 25"

4



2602  
Ottoman  
32"W x 20"D x 20"H

2606  
Sofa  
78"W x 32"D x 35"H  
Arm height 25"



2607  
Loveseat  
59"W x 32"D x 35"H  
Arm height 25"



2612  
Coffee Table  
48"W x 24"D x 20"H

2613  
End Table  
20"W x 24"D x 20"H

5



*Since its introduction Atlantis offers the sleekest lines of all our outdoor collections. Built to all our strict quality standards this collection, maintains itself as a leader in our Contemporary offerings with the broadest array of features. The MOCHA resin weave blends with any décor and works with the greatest collection of fabrics. Should your taste trend towards the contemporary a solid weave or textured fabric will draw attention to the soft curved lines of the furniture and your environment.*

# atlantis mocha





# atlantis parchment

## Comfortable, Casual Lifestyle...

*Trendsetting PARCHMENT weave.... The crisp clean lines of Atlantis are even more evident when woven in Parchment. Add in your own favorite cool palette and this collection is sure to add refreshment to your outdoor spaces.*



6001  
Lounge Chair  
31"W x 35"D x 34"H  
Arm height 25.5"



6001-SVLGL  
Swivel Glider  
31"W x 35"D x 34"H  
Arm height 26.5"  
8



6002  
Ottoman  
28"W x 21"D x 15"H



6006  
Sofa  
84"W x 35"D x 34"H  
Arm height 25.5"



6007  
Loveseat  
53"W x 35"D x 34"H  
Arm height 25.5"



6012  
Coffee Table with inset  
clear tempered glass  
30"W x 50"D x 16"H



6013  
End Table with inset  
clear tempered glass  
24"W x 24"D x 22"H  
9



4014  
44" Square Aluminum  
Coffee Table; Faux wood  
finish with Slat Top  
44"SQ x 18"H







# *atlantis dining*



*Shown with aluminum 44" x 96"  
Hunt Table in WHITEWASH*





6015  
54" Round Dining Table with  
5/16th" thick tempered glass  
and umbrella hole  
54" Round x 29.5"H



6004-SCH  
Side Chair  
20"W x 21"D x 35"H



6004  
Dining Chair  
26"W x 25"D x 35"H  
Arm height 24"  
14



4026  
Hunt Dining Table with slat top and  
umbrella hole  
WW=hand-applied Whitewash finish  
43.5" Square x 30"H



4024  
Hunt Dining Table with slat  
top and umbrella hole  
WW=hand-applied  
Whitewash finish  
84"L x 44"W x 30"H



4025  
Hunt Dining Table with slat top and  
umbrella hole  
WW=hand-applied Whitewash finish  
96"L x 44"W x 30"H



6013  
End Table with inset  
clear tempered glass  
24"W x 24"D x 22"H  
15



6003  
Adjustable Chaise Lounge  
32"W x 83"D(reclined)  
x 25"H (arm)



6003-DBL  
Double Adjustable Chaise Lounge  
53"W x 83"D (reclined)  
x 25.5"H (arm)





*Mid-century modern design with 21st century materials and comfort. The plush cushion design makes this new collection a go to for those seeking style and comfort. The BLACK MIST weave offers grey undertones throughout, softening this luster weave.*



3601  
Lounge Chair  
32"W x 36"D x 37"H  
arm height 25"

16



3601-SVLGL  
Swivel Glider  
32"W x 36"D x 37"H  
Arm height 25.5"



3602  
Ottoman  
32"W x 24"D x 21"H



3606  
Three-seat Sofa  
84"W x 36"D x 37"H  
Arm height 25"



3612  
Coffee Table  
36" x 42" x 21"H



3613  
End Table  
24" SQ x 22"H



*Central Park West... East Side New York City  
never looked more elegant. Substantially  
proportioned for comfort Carlysle is our classic  
statement in style. Generously proportioned  
sloping arms and sculpted back offer maximum  
comfort. The collection features our  
MAHOGANY MINK weave with highlights  
of gold throughout. The ultra-high back  
cushioning offers sink in comfort.*

*carlysle mink*

*The Ultimate in Comfort*



*Visit [anacaracompany.com](http://anacaracompany.com) for additional options.*



*carlyslle mink*

*Scale and comfort at home  
inside as well as outside*



*Relaxation At Its Finest*



*carlysle dune*





*carlysle*



4001  
Lounge Chair  
36"W x 39.5"D  
x 36"H  
Arm height 25.5"



4001-SVLGL  
Swivel Chair  
36"W x 39.5"D  
x 36"H  
Arm height 25.5"



4002  
Ottoman  
36"W x 26"D  
x 18"H



4006  
Sofa  
85.5"W x 39"D x 36"H  
Arm height 25.5"  
**24**



4007  
Loveseat  
60"W x 39"D  
x 36"H  
Arm height 25.5"



4012  
Coffee Table with  
5/16th" thick clear  
tempered lay-on  
glass: 47.5"L  
x 22.5"W x 19.5"H



4013  
End Table with  
5/16th" thick clear  
tempered lay-on  
glass: 22"L x 18.5"W  
x 21.5"H



4014  
44" Square Aluminum  
Coffee Table;  
Faux wood finish with  
Slat Top  
44"SQ x 18"H



7012  
Square Round  
Display Coffee Table  
with 5/16" thick  
tempered lay-on  
glass: 41"SQ x 18"H

4005M 3 PC Sectional 92"W x 38.6"H x 38.6"H



4005-ALS  
Armless  
Sectional PC  
25.4"W x 38.6"D  
x 38.6"H



4005-COR  
Wedge Corner Sofa  
86"W x 28"D  
x 38.6"H  
**25**



Armed Loveseat  
55"W x 38.6"D  
x 38.6"H



4003  
Chaise Lounge  
37"W x 80"D  
x 24"H (reclined)  
Arm height 24"



4003-DBL  
Double Chaise Lounge  
63"W x 83.5"D x 24"H  
Arm height 24"





*carlysle*

*Aluminum table  
with hand-applied  
MINK finish*



4004M  
Dining Chair  
25"W x 26"D x 36"H  
Arm height 25"  
26



4004M-SCH  
Side Chair  
26"W x 26"D x 36"H



4015M  
54" Round Dining Table  
with 5/16th" thick tempered  
glass and umbrella hole  
54" Round x 29"H



4024  
Aluminum Hunt Rectangular  
Dining Table; Faux wood  
finish with Slat Top  
44"W x 84"D x 29"H



4025  
Aluminum Hunt Rectangular  
Dining Table; Faux wood  
finish with Slat Top  
44"W x 96"D x 29"H



4026  
44" Square Aluminum  
Dining Table; Faux wood  
finish with Slat Top  
44"W x 44"H x 29"H



*You can travel the world... our Compass Collection will always bring you back home. This new TORTOISE weave adds dimension to the large scale seating pieces. The wedge sofa with its high back plush seating offers sink in comfort. The arms are aluminum with our hand-applied MINK finish. Additional support from our lumbar cushions makes Compass one of the most comfortable collections in our new introductions.*

*compass*







1501-TRT  
Lounge Chair  
33"W x 38"D x 40"H  
Arm height 25"



1501-SVLGLTRT  
Swivel Glider  
33"W x 38"D x 40"H  
Arm height 25"



1502-TRT  
Ottoman  
33"W x 26"D x 16"H



1505-WDGTRT  
45 Degree Wedge Sofa  
108"W radius x 48"D x 40"H  
Arm height 25"



1512-TRT  
Coffee Table  
46"L x 24"W x 19"H



1513-TRT  
End Table  
22"L x 22"W x 22"H  
with clear lay-on  
tempered glass



4014  
44" Square Aluminum  
Coffee Table;  
Faux wood finish with Slat Top  
44"SQ x 18"H



1504-TRT  
Dining Arm Chair  
27"L x 27"W x 36"H  
Arm height 25"



1504-SCHTRT  
Side Chair  
20"L x 27"W x 36"H



1515-54-TRT  
Woven 54" Round Dining Table  
with lay-on tempered glass top  
with umbrella hole  
54" Round x 29.5"H



Deco dining chair has been created to compliment our Ariel Collection. This dining arm chair is Anacara's newest design featuring our "cushionless comfort cushion" C3 technology. The drain-through seat allows for worry-free use in any exterior situation.

deco



shown with DRIFTWOOD  
FINISH hunt table



2604  
Deco Dining Chair  
27"W x 26"D x 35.5"H  
Arm height 25"

32



4026  
Hunt Dining Table with slat top and  
umbrella hole  
hand-applied finish  
43.5" Square x 30"H



4024  
Hunt Dining Table with slat top and  
umbrella hole  
hand-applied finish  
84"L x 44"W x 30"H



4025  
Hunt Dining Table with slat top and  
umbrella hole  
hand-applied finish  
96"L x 44"W x 30"H

33





2701  
Lounge Chair  
41"W x 34"D x 29"H  
Arm height 22"



2702  
Ottoman  
38"W x 20.5"D x 17"H



2706  
Sofa  
89"W x 34"D x 29"H  
Arm height is 22"; Arm width is 6"



2712  
Coffee Table  
with inlay glass  
47"W x 24"D x 19"H



2713  
End Table  
with inlay glass  
20"W x 24"D x 19"H



*Step back into the 30s and experience the low profile comfort of Delano. The collection takes a common design from the Deco period and updates it with state-of-the-art acrylic strap woven in a contemporary pattern. Place Delano's geometric shape in any open environment and wait for the music of that high design, style moderne period to float through.*





3701  
Lounge Chair  
41"W x 38"D x 37"H  
Arm height 23.75"



3712  
Square Coffee Table  
Optional Stained Glass incased in  
tempered glass with a patented  
closure for weather protection  
42"SQ x 20"H

## 3705-2PC Sectional



Chaise  
39"W x 70"D x 37"H  
Arm height 23.75"



Loveseat  
60"W x 38"D x 37"H  
Arm height 23.75"



3705-ALS  
Armless Section  
26"W x 38"D x 37"H



## *Bold, Big and Beautiful*

*Encore has proven to be a favorite since its introduction last year. The extra wide arms eliminate the need for tables. Many contract installations have found Encore to be an affordable alternative to other large seating offerings.*




Now offered in two weaves, DOLPHIN and COCOA, the straight line aluminum frame creates a sleek profile frequently used in interior spaces. Woven with patented resin rope allows Loft to be placed in any exterior environment. This unique material is woven in an open pattern to maintain the lighter look of this collection.

loft



COCOA



DOLPHIN



2901  
Lounge Chair  
27" W x 32" D x 34" H  
Arm height 22.5"



2902  
Ottoman  
27" W x 19" D x 16" H



2906  
Sofa  
75" W x 32" D x 34" H  
Arm height 22.5"



2912  
Glass-Topped Coffee Table  
48" W x 21.5" D x 18.5" H



2913  
Glass-Topped End Table  
21.5" SQ x 18.5" H



2904-SCH  
Loft Dining  
Side Chair  
20" W x 21" D  
x 38" H





*manhattan cane*







*manhattan flame*



5801  
Lounge Chair  
28.75"W x 32"H  
Arm height 24"



5801-SW  
Swivel Lounge Chair  
30"W x 32"D x 32"H  
Arm height 24"



5806  
Sofa  
75.5"L x 28.75"W x 32"H  
Arm height 24"



5807  
Loveseat  
51.75"L x 28.75"W x 32"H  
Arm height 24"



5815-48  
Chat Table  
48" Round x 25"H



5812  
Coffee Table  
47"L x 24"W x 18.5"H



5813  
End Table  
18"L x 18"W x 30.5"H



5816-42RMD  
Fire Table  
42" x 25"H  
with textured tempered glass top



*manhattan contour*  
*chestnut*





# manhattan contour

## 5pc

*Shown with  
armless center*



2910  
Left Arm Sofa  
84"W x 29"D x 32"H  
Arm height 24"



2921  
Right Arm Sofa  
84"W x 29"D x 32"H  
Arm height 24"



5805V-2PC  
Left and Right Arm Sofa  
Each piece: 84"W x 29"D x 32"H  
Arm height 24"



5805-ALS  
Armless  
82"W x 29"D x 32"H



5814  
Wedge Table  
16"W x 29"D x 24"H



5802-RND  
Ottoman  
42"RND x 19"H



Versatile Extension Dining Table with inset glass expands when needed with pop-up self-storing leaf. Perfect for all spaces.



# madison and parsons



1414-EXT  
Extension Table  
40"W x 71"/95"D x 30"H



1404  
Madison Arm Chair  
23"W x 24.5"D x 35"H  
Seat height: 19.5"  
Arm height 25"



1406  
Parsons Side Chair  
19"W x 22"D x 35.5"H  
Seat height: 19"

Chairs stocked in  
CHESTNUT and SLATE





*The DRIFTWOOD weave looks so natural on the Mariner Collection you will profess it is real! From the subtle variations in the driftwood finish to the impressions in the material this coastal lifestyle collection works well in environments from beachside to backyard.*

*mariner*

***Shown in DRIFTWOOD  
weave***



# mariner chat driftwood



8101  
Lounge Chair  
30"W x 33"D x 36"H  
Arm height 24"



8101-SVLGL  
Swivel Glider  
30"W x 33"D x 36"H  
Arm height 24"  
52



8102  
Ottoman  
28"W x 21"D x 15"H



8106  
Sofa  
81"W x 33"D x 36"H  
Arm height 24"



8107  
Loveseat  
55"W x 33"D x 36"H  
Arm height 24"



8112  
Coffee Table with clear  
tempered lay-on glass  
42"W x 26"D x 20"H



8113  
End Table with clear  
tempered lay-on glass  
20"W x 25"D x 20"H  
53



4014  
44" Square Aluminum  
Coffee Table; Faux wood  
finish with Slat Top  
44"SQ x 18"H



*mariner  
antique bark*





# mariner dining



6504-DW-SCH  
Side Chair  
19"W x 17"D x 36"H  
Seat height: 20"  
Available in Driftwood  
or Antique Bark

8104-SVGL  
Swivel Glider  
30"W x 33"D x 36"H  
Arm height 24"

8104  
Dining Arm Chair  
26"W x 25"D x 35"H  
Arm height 24"

56

8115- 48CHT  
48" Chat Table with woven top and  
base and 5/16th" thick tempered  
glass and umbrella hole  
48" Round x 25"H

8115-54  
54" Round Dining Table with  
woven top and base, 5/16th" thick  
tempered glass and umbrella hole  
54" Round x 29"H

57



# hunt dining series

Seating for 4-10



*Aluminum tables feature hand-applied DRIFTWOOD finish.*



6504-DW-SCH  
Side Chair  
19"W x 17"D x 36"H  
Seat height: 20.5"  
Available in Driftwood  
or Antique Bark



4025  
Aluminum Hunt Rectangular  
Dining Table; Faux wood  
finish with Slat Top  
44"W x 96"L x 29"H



8024  
Aluminum Hunt Rectangular  
Dining Table; Faux wood  
finish with Slat Top  
44"W x 84"L x 29"H



4026  
44" Aluminum Hunt  
Square Dining Table; Faux  
wood finish with Slat Top  
44"W x 44"L x 29"H



*This sectional features our standard deep seating comfort and wide slope arm. The Santa Fe works well with all other collections and accents offered in our best selling DRIFTWOOD weave.*

*santa fe*



6705-5PC  
5 pc sectional  
96”L x 37”D x 32”H  
Seat height to top of seat 18”

6705-ALS  
Armless Sectional Piece  
25”W x 36”D x 31”H  
Seat height to top of seat 18”

6705  
Lounge Chair  
32”W x 34”D x 34”H



4014  
44” Square Aluminum Coffee Table;  
Faux wood finish with Slat Top  
44”SQ x 18”H



# south beach chestnut




*Style and comfort on a budget. Scaled for comfort yet sized for residential space. The feet are powder coated aluminum for contemporary flair.*



3801  
Lounge Chair  
34"W x 35"D x 33"H  
Arm height 24"



3806  
Sofa  
84"W x 35"D x 33"H  
Arm height 24"



5812  
Coffee Table  
47"W x 24"D x 18.5"H



5813  
End Table  
18"SQ x 18.5"H



*Prima is the first collection  
in contemporary cast aluminum  
styling. Made in America.*



*prima*



MADE IN  
  
U. S. A.



1104  
Cast Dining Arm Chair  
24"W x 24"D x 31"H  
Seat height 17"  
Custom made  
8-10 week delivery

*Available in 3 finishes:*  
***Continental White (shown)***  
***Java (brown)***  
***Graphite (gray)***





*Our Sunfollower Swivel Chaise allows you to swivel the chaise to follow the sun without ever leaving the comfort. Patent pending.*



5113  
Bimini Adjustable Chaise with wheels  
and easy release back adjustment  
79"L x 26"W x 32"H  
Seat height to top of seat 15"



9917  
Sunfollower Adjustable Chaise  
with easy release  
back adjustment  
79"L x 28"W x 12.5"H



9903  
Aruba Chaise  
79"L x 28"W x 12"H





# cafe \*contract\*hospitality

Shown in  
COFFEE weave



visit [anacaracompany.com](http://anacaracompany.com) for additional contract items and to see our most recent installations



5115FLD  
Folding Table  
42"SQ x 30"H



5304  
Dina Chair  
25.5"W x 26.5"D  
x 30.5"H



5315-RD  
Dina Table  
36" Round x 30"H



5100  
Cafe Chair  
22"W x 20"D  
x 33.5"H



5130  
Cafe Table  
with inset glass  
36" Round x 29.5"H



2904  
Nice Stacking Chair  
22"W x 20"D x 31"H  
Seat height 18"  
Arm height 26.25"



2915-42  
Nice Table  
42"SQ x 30"H



2904  
Paris Chair  
23.5"W x 21"D  
x 33"H  
Arm height 25"



6003STK  
Chaise  
29"W x 83"D x 40"H  
\*extended lead-time  
minimum qty required

6004-STKSCH  
Stacking Chair  
20"W x 21"D x 35"H

6015-32  
Table  
32" Round x 29.5"H  
inset tempered glass  
\*extended lead-time  
minimum qty required





# 3-Year Residential Warranty/ 1-Year Contract Warranty

To insure you have purchased superior quality furnishings the warranty covers all defects in workmanship or material of the Anacara Company products. A separate warranty applies to the fabrics used in slings and cushioning as supplied by the manufacturer. The fabric warranty applies to structural failure of the material not to fading, mildew or tearing.

Anacara Company will, at factory option, repair or replace any Anacara product that has failed structurally during normal use and regular maintenance. Proof of purchase is required. All warranties apply to original owner only, and begins with the date of purchase.

Warranty does not apply if the failure of the furniture is caused by acts of nature, accident, or improper care.

All freight charges are the responsibility of the claimant and are not covered to or from our factory.

Anacara does not warranty freeze damage to frames. It is very important to not store your furniture upside down.

## Accents

### Custom Throw Pillows



All Anacara custom pillows offer interior sewn casing and full zipper closure for easy cover removal and cleaning. Standard square pillows are offered in 18”, 20”, 22” or 24” square size, lumbar pillows are standard at 26” X 12” or 26” X 17”. Round lumbar pillow is 8” x 17”. Self-weaving is standard on all pillows or for a more dramatic pillow flange options can be added to any shape. With over 100 fabric options pillows can create a dramatic finishing touch to your custom furniture.

## Furniture Care

You have purchased Anacara Company quality outdoor furnishings. Deep pride and care has been utilized in the manufacture of your furniture. To keep your purchase beautiful for many years please follow these easy steps.

**Aluminum Frames and Resin Wicker** — Keep furniture clear from all debris. Clean frames with a mild detergent and warm water, rinse and let dry. Do not use wax on textured frame finishes.

**Cushions and Sling** — If excess water accumulates in cushions, scrub with mild detergent and stand on end to dry, do not dry clean or put in dryer. The best maintenance is to store out of the elements or cover when not in use.

**Glass Table Tops** — For safety tempered glass is used on all of our products. The glass may be cleaned with any glass cleaner.

### Table Cubes

Anacara now offers an option for accent with function. These 22” square cubes work as seating or accent tables. Choose your fabric to complement any decor.



## How Our Furniture Is Crafted

**Anacara Furniture Collections** are all produced to the highest standards to assure maximum longevity in the most demanding of outdoor climates.

Weather in the Southwest, Northeast or tropical islands, use in a private oasis or a commercial restaurant these collections all feature the same construction and benefits.

### The Frame



Crafted in high grade, 100% extruded aluminum ingot, thick walled tubing. Each frame is fully welded, cleaned and powder coated to offer a finished surface in which to apply the weaving and insure a long life.

### The Weaving

Hand weaving is done utilizing the strongest synthetic fiber available. Our polyethylene fiber has antibacterial, antimicrobial, UV inhibitors (to prevent fading) added to our formula. This 100% weather proof material allows for easy cleaning and inhibits the damage from many of nature’s elements. Each piece of furniture is carefully woven by hand in our factories in Asia. The detailed weaving process is unique to each collection but all requires the skill of a master weaver.



### Our Comfort Cushion Story

The Anacara custom designed cushion is manufactured in the USA. Twenty-five years of experience in cutting and sewing our custom cushions have made our comfort “King” among outdoor offerings. Each individually custom- cut cushion is hand tailored to the specific piece of

furniture. The sewing is artfully done to enhance the appearance of the customer’s fabric selection. Zippers on all pieces allow for easy drainage when cushion is set on end.

### The Seat Fill

The composition of the foam being 20% soy minimizes our dependency on petroleum products. This proprietary formula is produced to our 1.8 density standard, assuring the comfort while surpassing the standard foam per cubic inch of many industry products. Top and bottom of the seats are covered in a 1” layer of fiber fill for the extra plush seat.



### The Back Fill

Back cushions are filled with a fiber created from 100% recycled plastic bottles spun to give resiliency while contributing to the green story we so proudly tell. Each back cushion in its individually sewn bag is stuffed to the proper resiliency and denier to insure a longer life for these cushions.





Fabric images may be viewed in more detail and enlarged on website [anacaracompany.com](http://anacaracompany.com)

Swatches may be requested at [orders@anacaracompany.com](mailto:orders@anacaracompany.com)

# fabrics


**Anacara's Design Kit** was created to offer all the sales tools needed to create a sale in one place.

"In working with a design client or on a retail floor we are bombarded with distractions. I created this kit with the goal of minimizing the distractions while maximizing the interaction between client and sales associates."  
—Deborah Dill, VP

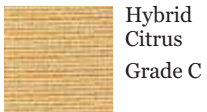
The design kit offers versatility of mid-season introductions through the loose page construction.

Color stories are created to help with coordination.

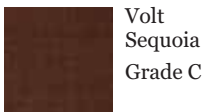
Our weave offerings are featured on the kit's handle to allow selection on any order to coordinate easily.



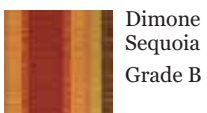
orange



Hybrid Citrus Grade C



Volt Sequoia Grade C



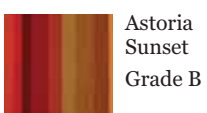
Dimone Sequoia Grade B



Spectrum Genadine Grade A



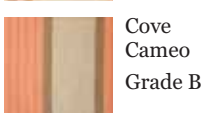
Bellini Copper Grade D



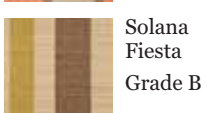
Astoria Sunset Grade B



Fretwork Cameo Grade C



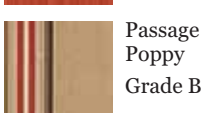
Cove Cameo Grade B



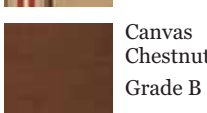
Solana Fiesta Grade B



Dupione Papaya Grade B



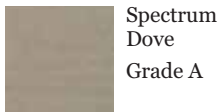
Passage Poppy Grade B



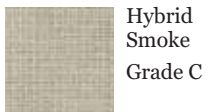
Canvas Chestnut Grade B



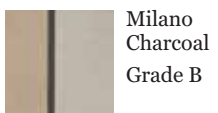
grey




Spectrum Dove Grade A



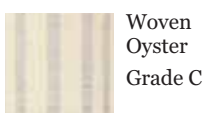
Hybrid Smoke Grade C



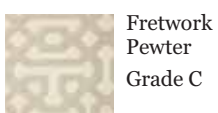
Milano Charcoal Grade B



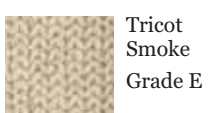
Volt Silver Grade C



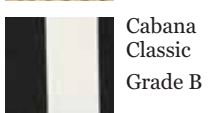
Woven Oyster Grade C



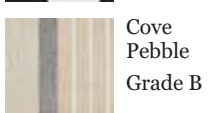
Fretwork Pewter Grade C



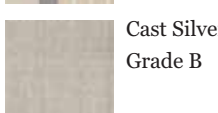
Tricot Smoke Grade E



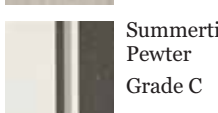
Cabana Classic Grade B



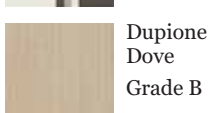
Cove Pebble Grade B



Cast Silver Grade B



Summertime Pewter Grade C



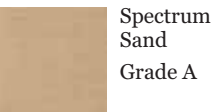
Dupione Dove Grade B



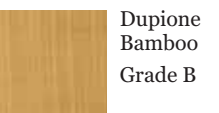
gold



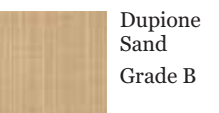
Abbott Tarverline Grade B



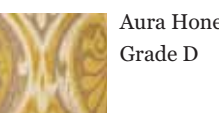
Spectrum Sand Grade A



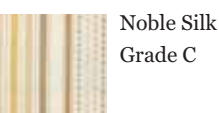
Dupione Bamboo Grade B



Dupione Sand Grade B



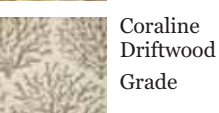
Aura Honey Grade D



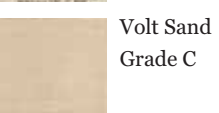
Noble Silk Grade C



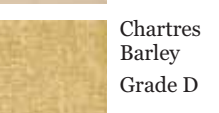
Empire Dove Grade C



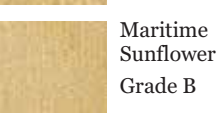
Coraline Driftwood Grade



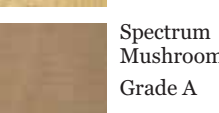
Volt Sand Grade C



Chartres Barley Grade D



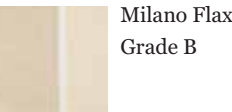
Maritime Sunflower Grade B



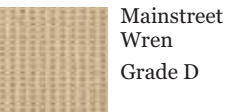
Spectrum Mushroom Grade A



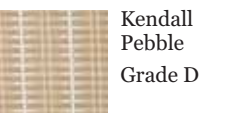
beige



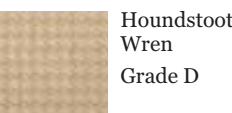
Milano Flax Grade B



Mainstreet Wren Grade D



Kendall Pebble Grade D



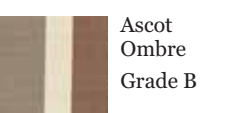
Houndstooth Wren Grade D



Dot Dot Pebble Grade D



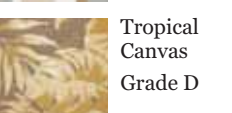
Plush Wren Grade C



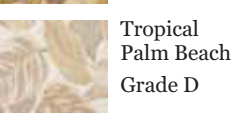
Ascot Ombre Grade B



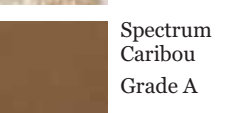
Runway Dove Grade C



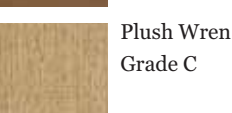
Tropical Canvas Grade D



Tropical Palm Beach Grade D



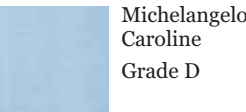
Spectrum Caribou Grade A




Plush Wren Grade C



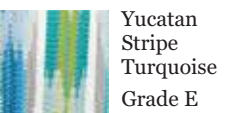
blue



Michelangelo Caroline Grade D



Spectrum Indigo Grade A



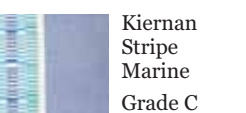
Yucatan Stripe Turquoise Grade E



Paragon Caribbean Blue Grade B



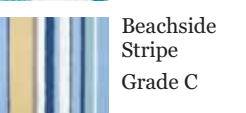
Gypsy Nautical Grade D



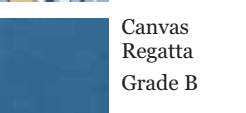
Kiernan Stripe Marine Grade C



Journey Seaglass Grade B



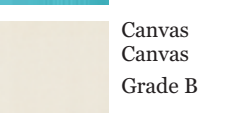
Beachside Stripe Grade C



Canvas Regatta Grade B



Michaelangelo Turquoise Grade D



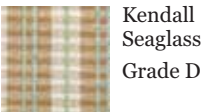
Canvas Canvas Grade B



Elton Seaspray Grade B




green



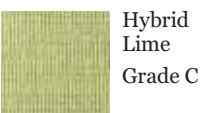
Kendall Seaglass Grade D



Chartres Mist Grade D



Abott Verde Grade B



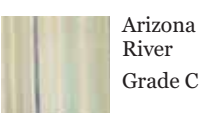
Hybrid Lime Grade C



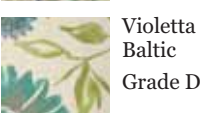
Caspian Seaglass Grade D



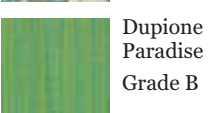
Fretwork Flax Grade C




Arizona River Grade C



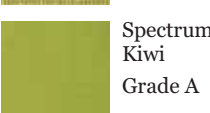
Violetta Baltic Grade D



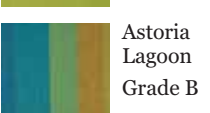
Dupione Paradise Grade B



Delaney Moss Grade C



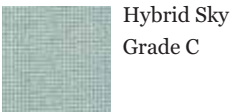
Spectrum Kiwi Grade A



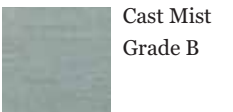
Astoria Lagoon Grade B



spa



Hybrid Sky Grade C



Cast Mist Grade B



Dupione Celeste Grade B



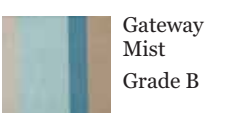
Dupione Aloe Grade B



Moldonado Dawn Grade E



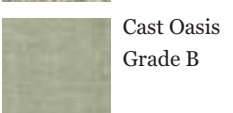
Tahoe Sage Grade D



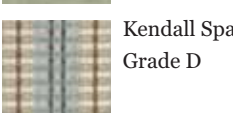
Gateway Mist Grade B



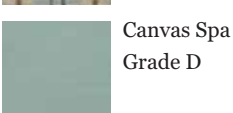
Coraline Pacific Grade D



Cast Oasis Grade B



Kendall Spa Grade D



Canvas Spa Grade D



Flagship Mist Grade C





Antique Bark



Black Mist



Bronze



Driftwood



Dune



Mink



Cane



Chestnut



Coffee



Mocha



Onyx



Parchment




Cocoa



Cocoa Strap



Dolphin



Pebble



Slate



Taupe Textiline



Tortoise



White

Anacara exclusive wickers are synthetic wickers with features of excellent weather resistance, great tensile strength, pest and fungus free, easy maintenance and unique appearance. Our weaves are made from imported non-toxic and recyclable materials and are certified by many major testing laboratories such as SGS and TUV.

Refer to price list for collection to determine the weave that is offered.



**Headquarters**  
23 Seaview Avenue  
Stamford, CT 06902-6006

(203) 359-3526  
Fax: 203-323-4941  
E-mail: [orders@anacaracompany.com](mailto:orders@anacaracompany.com)  
[www.anacaracompany.com](http://www.anacaracompany.com)



**High Point Showroom**  
200 Steele Street  
Suite 140  
High Point, NC 27262

**Anacara Warehouse**  
1010 Surrett Drive  
High Point, NC 27260

**Photography**  
*Paul Johnson Photography, Stamford, CT*

**Design**  
*Lynn Amos, Fyne Lyne Ventures*

**Chicago Showroom**  
14-127  
200 World Trade Center  
Merchandise Mart  
Chicago, IL 60654  
(312) 527-1213  
E-mail: [anacarachicago@sbcglobal.net](mailto:anacarachicago@sbcglobal.net)

